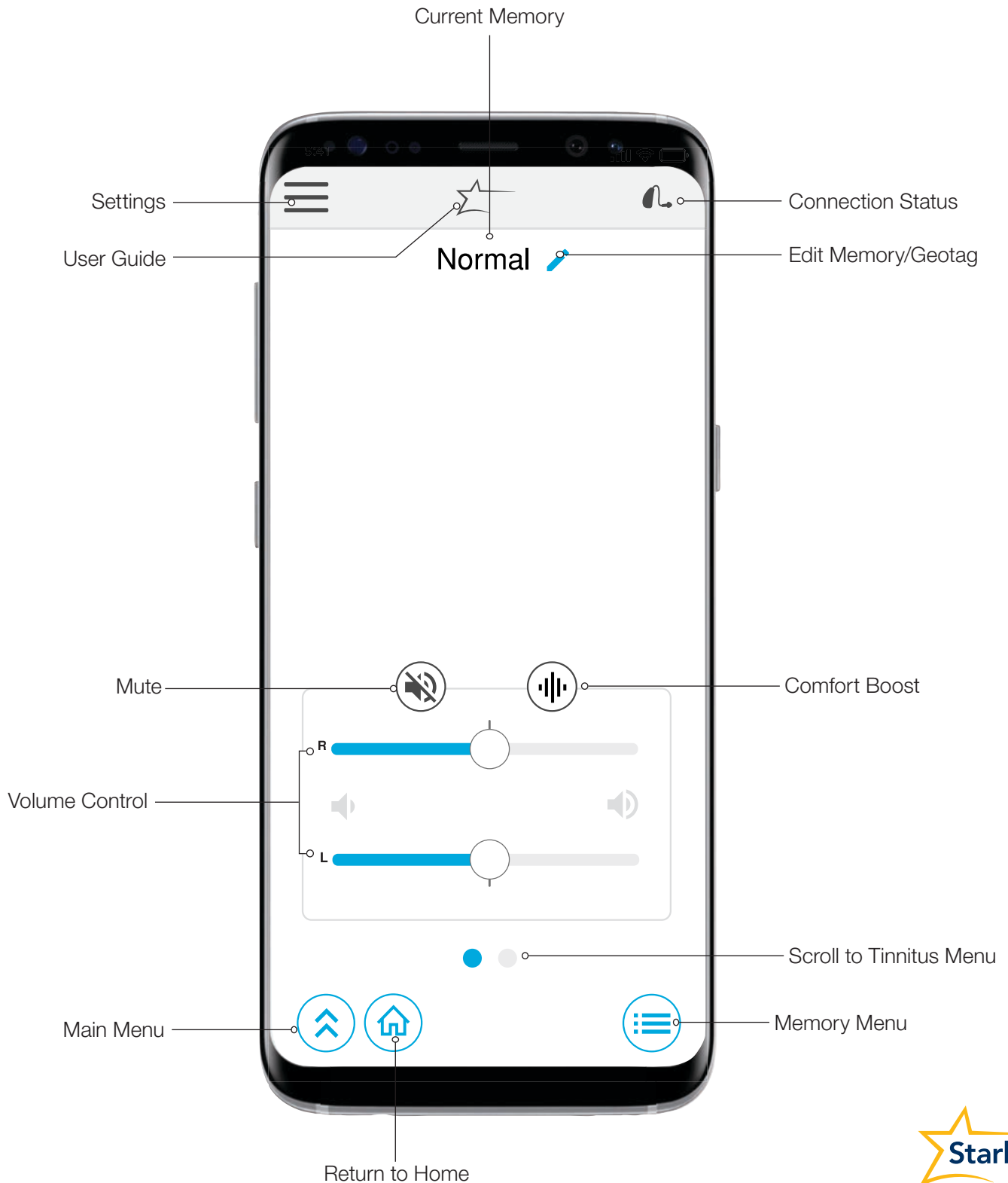


Thrive Hearing Control Application

Android | Basic



Hearing Aid Memories

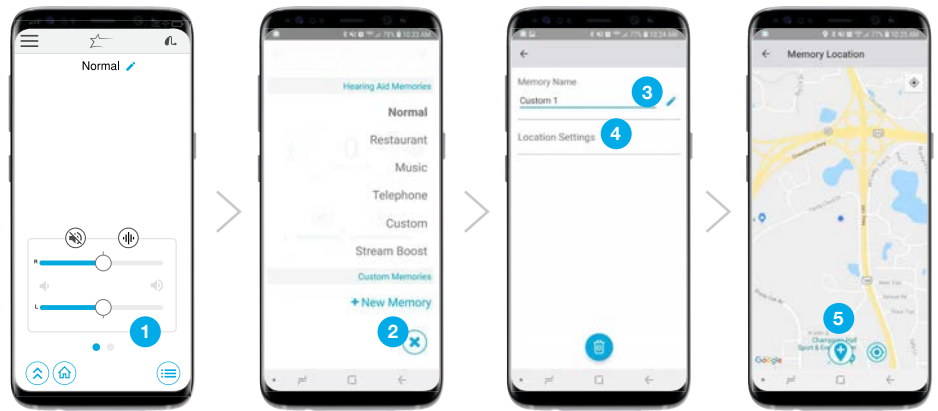
Create a New Memory


Select the memory that provides the best sound quality for the current listening environment. Selected memory is the baseline for adjustments.

To create a custom memory, go to:

- 1 Memory Menu
- 2 + New Memory
- 3 Memory Name
- 4 Location Settings
- 5 Set Location: Pin sets to current location.


Tap  (bottom of the map) to assign a geotag.

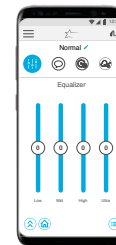


“Temp” Any adjustment to a memory that was set by the professional in Inspire will automatically save as “Temp”. Tap  to name and save in the custom memories list for future use.

Smart VC Volume position is saved and set for custom memories to provide a more consistent user experience.

Customize a Memory

For additional customization, choose the Main Menu  and select Customize. The Equalizer can be adjusted as desired for additional memory fine tuning.

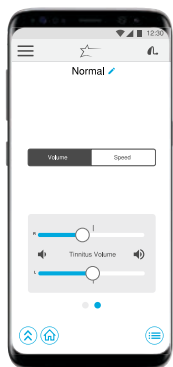


Equalizer

Adjust equalizer sliders for additional memory fine tuning.


Tinnitus

Adjust the volume and modulation speed of the tinnitus stimulus in memories that have been configured for tinnitus or in custom memories based on those memories. The tinnitus screen will not be visible in the Thrive™ Hearing Control application if the professional has not enabled the tinnitus stimulus in any memories.



Adjusting Tinnitus Stimulus Volume

Adjust tinnitus stimulus volume individually or slide finger in the gray area to adjust binaurally. Double tap to return to the default stimulus volume.



Adjusting Tinnitus Speed

Select the circle icon to adjust from no modulation to fast modulation.

Other

In addition, Settings include:

- User Guide
- Device Settings
- Find My Hearing Aids
- About
- App Settings:
 - Demo Mode
 - Advanced/Basic Mode

Basic Mode does not include:

- Thrive Wellness Score
- Additional memory customization beyond Equalizer
- Accessory Screen
- Remote Programming

¹Accessories only pair to hearing aid (not to iPhone/app). ²Healthable Hearing Technology only available in Livio AI products. ³Must be connected to the internet for use.

Android and Google Play are trademarks of Google Inc.