

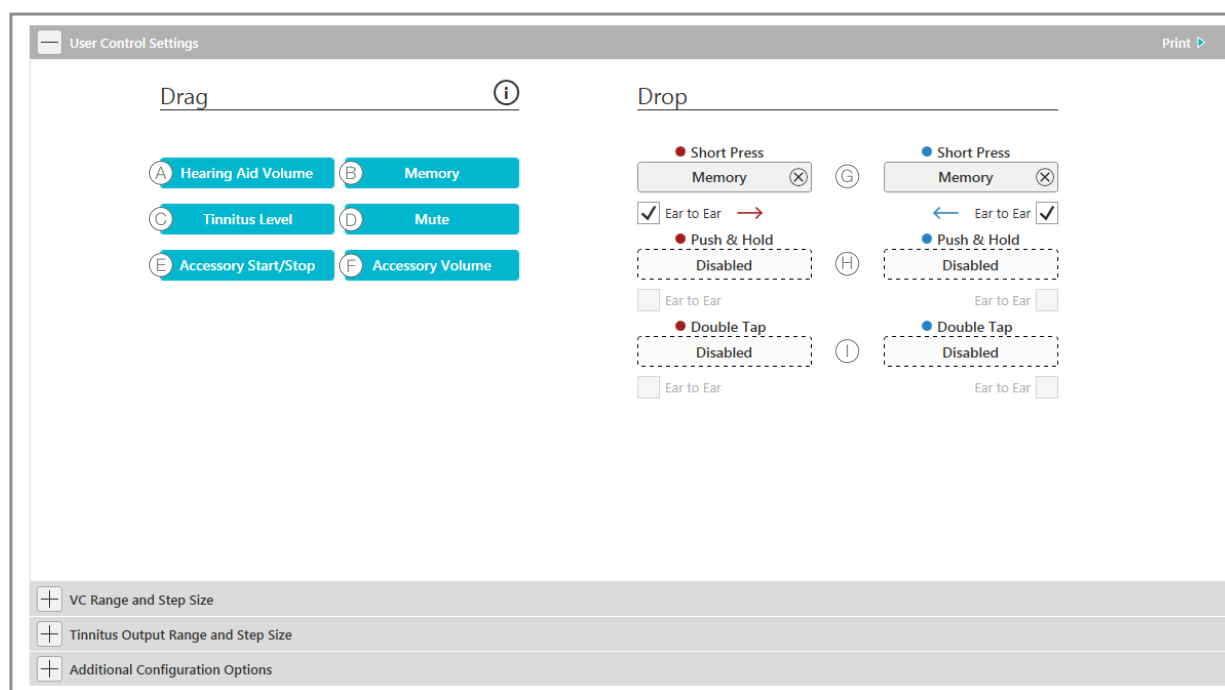
User Controls

Launch Inspire X, then connect hearing aids. Refer to the Initial Fit Protocol QuickTIPs for information on getting started.

The User Control Configuration box will appear upon first fit. Select Show Demo for demonstration of user control configuration options, or select Don't Show Again and Close. Select User Controls on the left navigation bar to adjust user controls during subsequent programming.

User Control Configuration

Drag any user control you wish to enable from the left and drop it on a gesture on the right.



User control options include:

- (A) **Hearing Aid Volume**
- (B) **Memory**
- (C) **Tinnitus Level**
- (D) **Mute**
- (E) **Accessory Start/Stop**
- (F) **Accessory Volume**

NOTE: An alert icon will appear if the tinnitus user control is enabled but the tinnitus stimulus is disabled. Refer to the Tinnitus QuickTIPs for additional information.

Gesture options include:

- (G) **Short Press:** Memory, HA Volume, Tinnitus Level or Accessory Volume
- (H) **Push & Hold:** HA Volume, Memory, Tinnitus Level, Mute, Accessory Start/Stop or Accessory Volume
- (I) **Double Tap:** Accessory Start/Stop stream

NOTE: This gesture is only available for Livio™ AI products

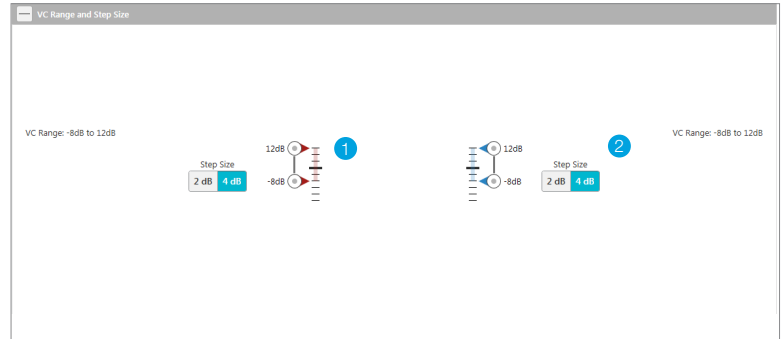


Volume Control Range and Step Size

Select VC Range and Step Size, if volume control is enabled.

- 1 Select pins to adjust VC Range.
- 2 Select Step Size of 2dB or 4dB.

NOTE: Inspire software will not allow for adjustments to VC Range and Step Size if volume control is not enabled in User Control Settings.

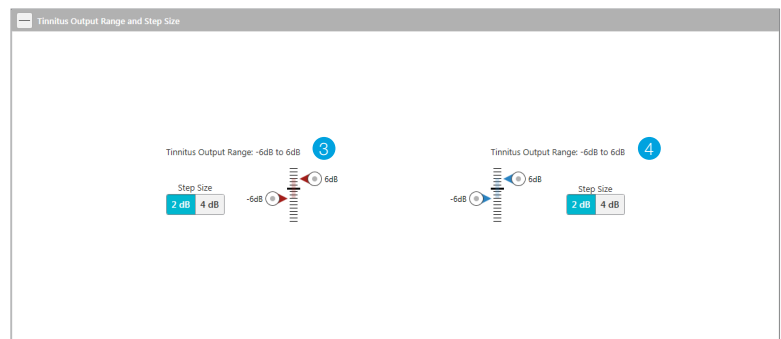


Tinnitus Output Range and Step Size

Select Tinnitus Output Range and Step Size, if tinnitus stimulus is enabled. Refer to the Tinnitus QuickTIPs for additional information.

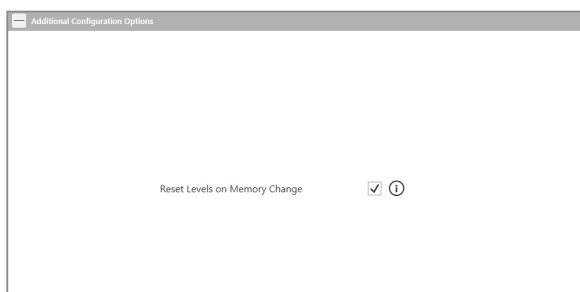
- 3 Select pins to adjust Stimulus level.
- 4 Select Step Size of 2dB or 4dB.

NOTE: Inspire software will not allow for adjustments to Tinnitus Output Range and Step Size if tinnitus control is not enabled in User Control Settings.



Additional Configuration Options

Reset Levels on Memory Change will default on, resetting HA Volume and Tinnitus level on the hearing aids to their preset levels when a memory change occurs. Deselect to disable this feature, if desired.



Device Guide

Select Print in User Control Settings to print the Device Guide. This generates a report with user control information specific to the connected hearing aids.

