

## EXPERIENCE MANAGER

**PRODUCT AVAILABILITY:** Synergy Devices

Experience Manager is a tool for facilitating adjustment to amplification through the implementation of gain offsets from the prescriptive target. This tool may be helpful for patients new to amplification or transitioning to Starkey hearing devices.

Gain settings may be reduced from the target response to facilitate initial comfort with amplification and then manually increased at the time of follow-up, or the automatic feature may be enabled to gradually increase gain settings over a designated period of time.

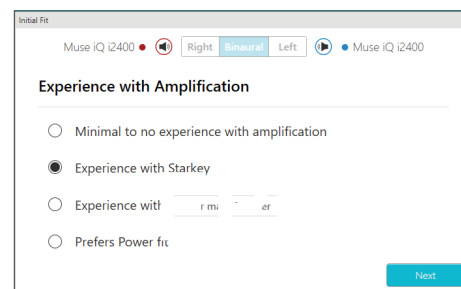
Experience Manager launches automatically with the Initial Fit. Gain settings are customized for individual patients based on previous experience with amplification. Experience Manager may be adjusted manually or automatically.

1. Launch **Inspire X**, then connect hearing devices. Refer to the *Initial Fit Protocol QuickTips* for additional information.

### INITIAL FIT

After connecting devices, Initial Fit will launch automatically the first time devices are programmed. After selecting **Acoustic Options** (if applicable), choose the patient's **Experience with Amplification**. Options include:

- » **Minimal to no experience with amplification:** Experience Manager will be set to Level 1: Novice, designed for patients who are new to hearing device amplification.
- » **Experience with Starkey:** Experience Manager will be set to Level 3: Experienced (matched to target settings), designed for patients with Starkey amplification experience.
- » **Experience with other manufacturer:** Experience Manager will be set anywhere from Level 1 to Level 4, depending on the average fitting formula of the chosen manufacturer.
- » **Prefers Power fit:** Experience Manager will be set to Level 4, designed for patients who prefer higher gain than predicted based on audiometric thresholds. MPO Boost will default on.

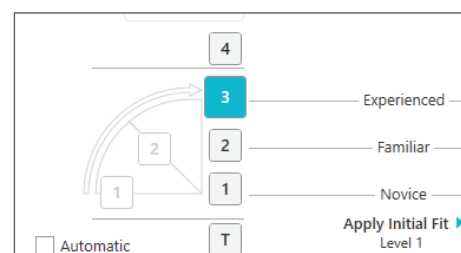


Experience with Amplification

### EXPERIENCE MANAGER

To manually adjust at follow-up sessions, select **Experience Manager** from the left navigation bar, then choose the experience level. Options include:

- » **Level 1:** Novice
- » **Level 2:** Familiar
- » **Level 3:** Experienced (target gain settings)
- » **Level 4:** Prefers Power fit Manager



Experience Levels

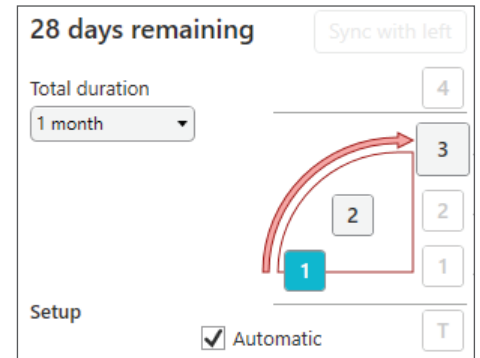
**Apply Initial Fit** performs a Best Fit and resets all memories to the experience level derived from the Initial Fit routine.

## AUTO EXPERIENCE MANAGER

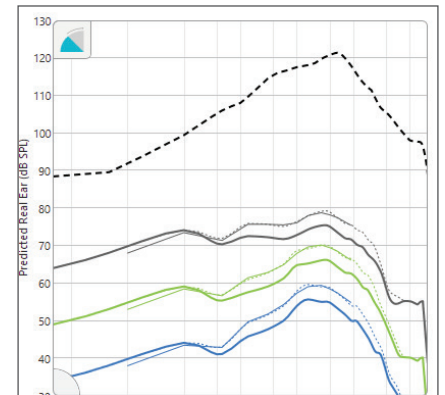
1. Select **Experience Manager** from the left navigation bar.
2. Select **Automatic** to enable **Auto Experience Manager**. Activation of Auto Experience Manager will be confirmed via visual indicators:
  - » Icon visible on top left corner of the frequency response graph
  - » Dashed target curves on the frequency response graph representing device final settings
  - » Number of days remaining
3. Select desired **Starting Level** by selecting either Level 1: Novice or Level 2: Familiar.
4. Select **Total Duration** from the drop-down menu. Options include durations between 2 weeks and 6 months.
5. Patient progress can be monitored from the Experience Manager screen or from the Fitting Summary screen. Inspire reports the following progress information:
  - » Days remaining (calculation based on a 10 hour wear day)
  - » Shaded area and arrow indicating progress

Once the automatic process is in progress, two options will become active:

- » **Pause**: Temporarily stops the automatic process. Select **Resume** to resume the automatic process.
  - » **Reset**: Stops the process and cancels Auto Experience Manager.
- NOTE: Inspire tracks if a binaural set of hearing devices progresses at different rates (for example, one device is out for repair or different wear times between devices). **Sync with left** and **Sync with right** buttons become active when there is a difference in days remaining. Select one of the options at any time during the process to synchronize the devices.
6. **Complete** is displayed on the **Experience Manager** screen once the hearing devices have progressed through the Auto Experience Manager process. All indicators on the screen will designate that the process has ended. The duration tracker will also indicate 0 days remaining.



Starting Level and Total Duration



Frequency Response: Level 2