

HEAR CLEAR™ RECEIVER WAX GUARDS

PRODUCT AVAILABILITY: RIC and Hearing Aids

The Hear Clear earwax protection system uses disposable wax guards. The innovative wax guards prevent earwax accumulation in the hearing aid receiver. Hear Clear application sticks are yellow.

Routine maintenance or replacement of Hear Clear Receiver Wax Guards helps to ensure optimal performance of hearing aids.

NOTE: Hear Clear Receiver Wax Guards are not compatible with other manufacturer's devices.

INSERTION AND REMOVAL

1. Insert the empty end of the yellow application stick into the used wax guard in the hearing aid.

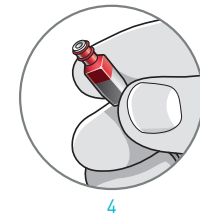
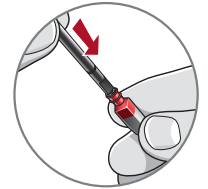
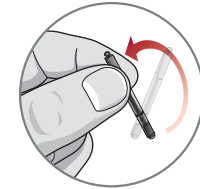
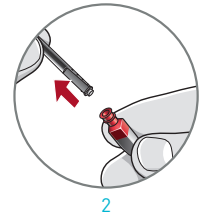
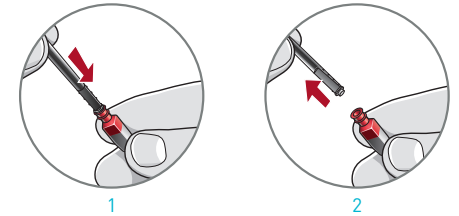
NOTE: Push the yellow stick directly into the used Hear Clear. There is no need to twist the yellow stick.

2. Pull outward on the stick to remove the used wax guard.
3. Use opposite end of yellow stick to firmly insert clean wax guard into hearing aid.
4. Pull outward to remove the yellow stick and discard.

USE

1. Hear Clear Receiver Wax Guards are available to order in packs of 8.
2. Packs of 8 will ship with all RIC products, custom products, RIC receivers, and RIC Absolute Power (AP) receivers.
3. Orders include: Grey packs of 8 yellow Hear Clears and instructions on how to insert and replace Hear Clears.

RIC



Custom

