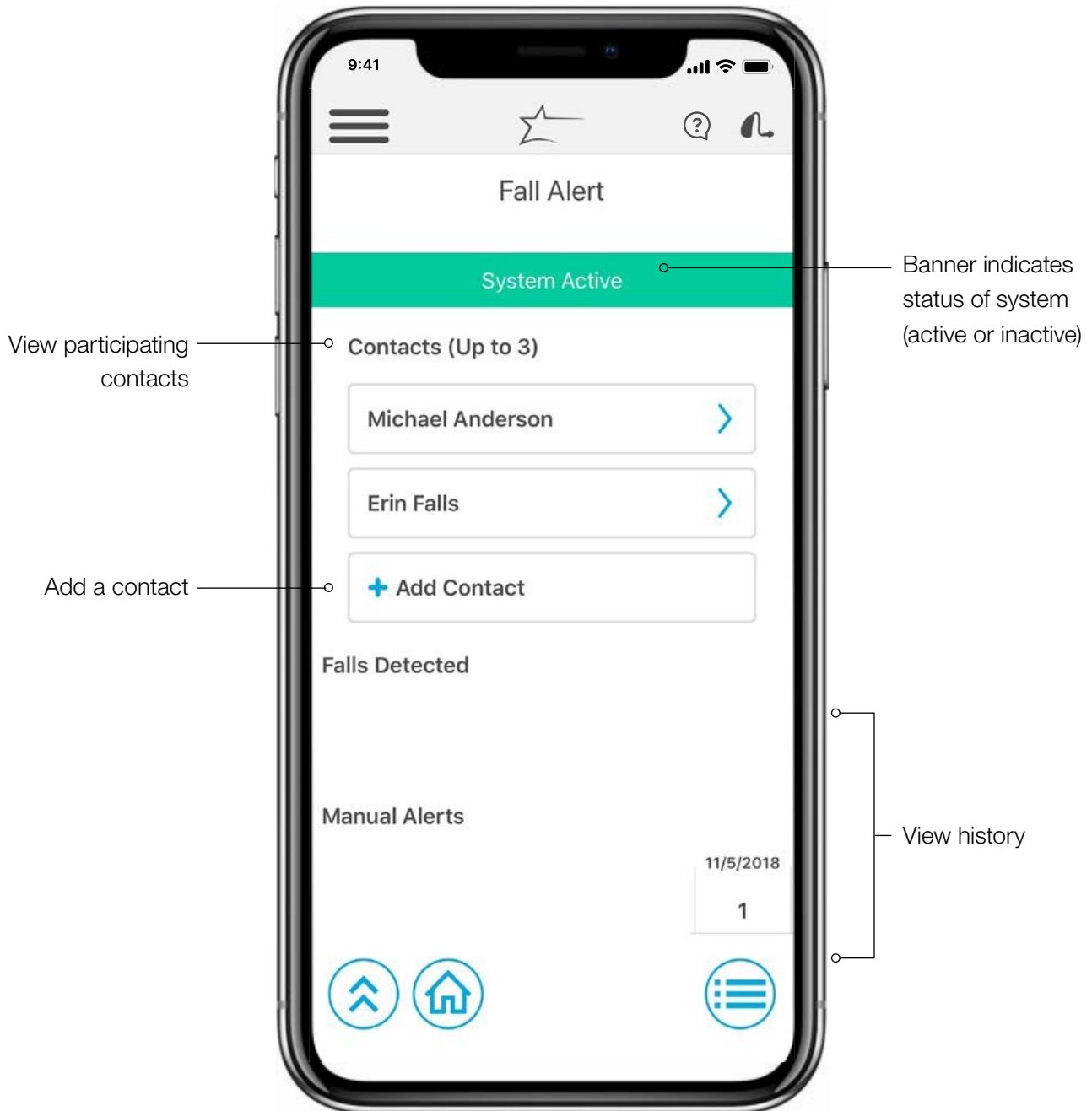


Fall Detection and Alert

User Guide | Apple



How it Works

Once the Fall Detection and Alert system is active, a fall can be automatically detected, or a Manual Alert can be initiated by the user.

Reference Fall Detection and Alert Setup QuickTIP for more information on achieving an active system.

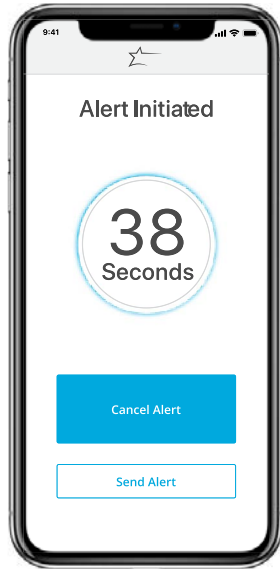
1 A fall is automatically detected, or a Manual Alert is initiated by the user

If a fall is automatically detected or a Manual Alert is initiated by the user, the timer will start. Timer will countdown from 60 seconds or 90 seconds depending on the user-selected preference in the Fall Alert settings within the Thrive™ Hearing Control app.



Manual Alert

Push and hold user control to initiate Manual Alert.



Notifications will show on the lock screen at:

- 60 seconds
- 30 seconds
- 15 seconds
- Alert sent

OR

- 90 seconds
- 60 seconds
- 30 seconds
- 15 seconds
- Alert sent

2 An alert is sent to contact(s) or is cancelled

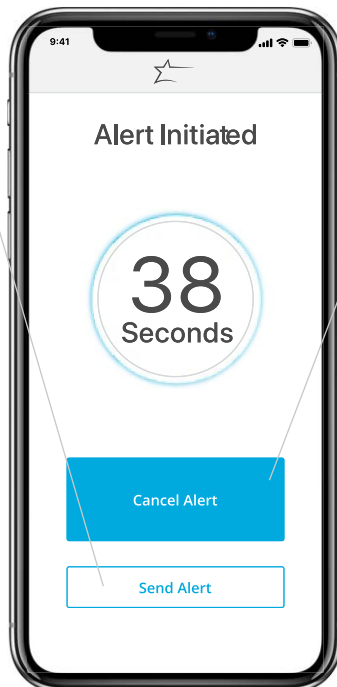
1

The alert text message will be sent as soon as the timer runs out.

The alert text message will be sent immediately if the user selects "Send Alert" on the screen.

2

Once the alert text message is sent, the user will hear an audible indicator in their Livio® AI hearing aids that says "Alert sent."

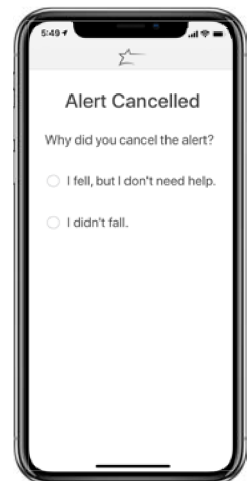


3

User can cancel the alert by tapping "Cancel Alert" on the screen or by pressing the user control on either hearing aid.

4

Once the alert is cancelled, the user will hear an audible indicator in their Livio AI hearing aids that says "Alert cancelled."

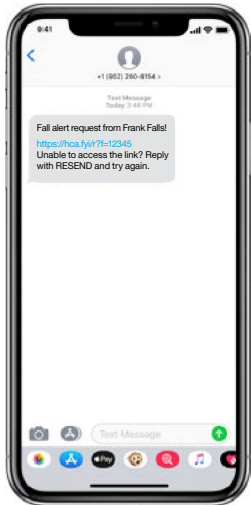


5

Alert Cancelled

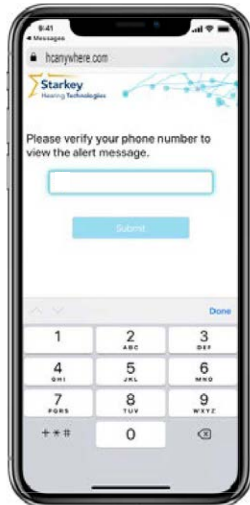
Answer question to clarify why alert was cancelled.

3 Contact(s) are notified that a fall was detected or an alert was manually initiated



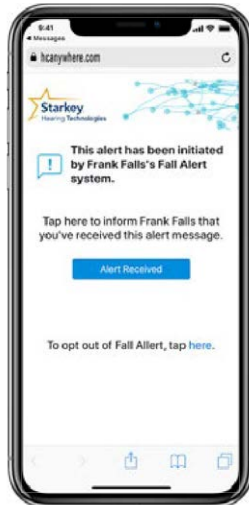
1

Alert text message is received by the contact. Tap the link within the text message.



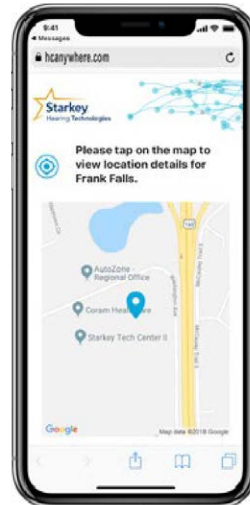
2

Contact(s) verify their phone number.



3

Contact(s) tap "Alert Received" to inform the user the alert text message was received.

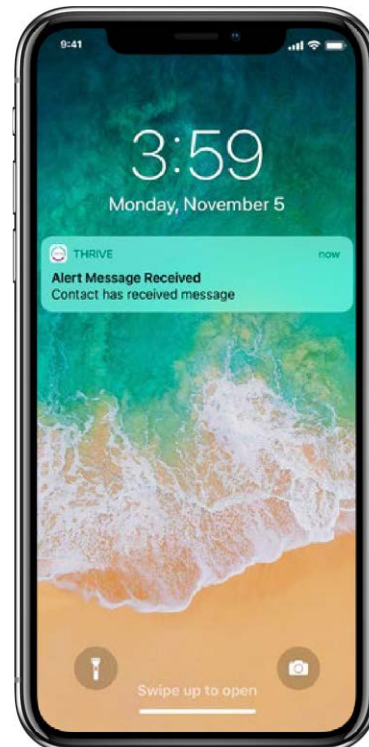


4

Tap on map to view location details for the user. If the user has disabled Location Settings, contact(s) cannot view location details/map.

4 User receives notification that the alert was received by contact(s)

After contact(s) confirm the alert text message was received, a notification will show on the lock screen and the user will hear an audible indicator in their Livio AI hearing aids that says "Alert received."

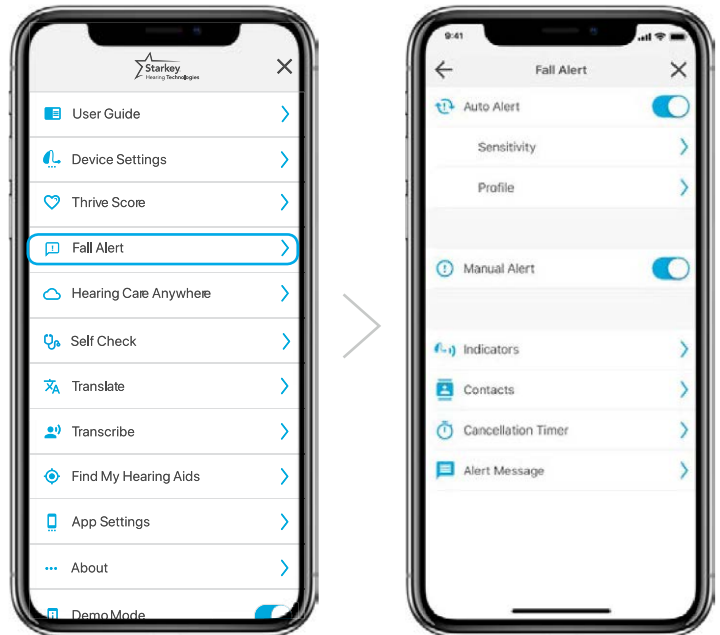


Fall Alert Settings in the Thrive Hearing Control App

Modify Fall Alert preferences by going to:

Settings > Fall Alert

- Turn Auto Alert and/or Manual Alert On/Off by tapping the slider control
- Sensitivity and Profile settings impact Auto Alert feature
- Preference for Indicators, Contacts, Cancellation Timer and Alert Message impact both Auto Alert and Manual Alert



Fall Alert Settings



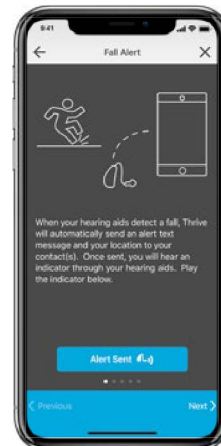
Sensitivity

Choose low, default or high. Increasing the sensitivity may increase the likelihood of detecting a fall. Decreasing the sensitivity may help reduce the probability of false alerts.



Profile

Modify profile information.



Indicators

Demo the Fall Alert indicators. The Thrive Hearing Control app will prompt review of the alert indicators for continued familiarity.



Contacts

Add, edit, or delete a contact.



Cancellation Timer

Select 60 or 90 seconds as allotted time before alert text message is sent.



Alert Message

Edit your name for alert text message. An example alert text message is displayed for review.

Fall Alert Notifications are not a Substitute for Emergency Services and will not Contact Emergency Services

Fall Alert notifications are merely a tool that may assist in communicating certain information to one or more third-party contacts the user has identified. The Thrive™ Hearing Control app does not communicate with emergency services or provide emergency assistance in any way and is not a substitute for contacting professional emergency services. The operation of the Thrive app's fall-detection features depends on wireless connectivity for both the user and the user's designated contact(s), and the feature will not successfully deliver a message if Bluetooth® or cellular connectivity is lost or interrupted at any point in the communication pathway. Connectivity can be lost under a number of circumstances, such as: a paired mobile device is out of range of the hearing aid(s) or otherwise loses connectivity with the hearing aid(s); the hearing aids or mobile device are not turned on or sufficiently powered; a mobile device is in airplane mode; a mobile device malfunctions; or if bad weather interrupts a mobile device's network connectivity.

Fall Alert Feature is a General Wellness Product (Not Regulated as a Medical Device)

The Fall Alert feature is designed and distributed as a General Wellness product. The Fall Alert feature is not designed or in any way intended to detect, diagnose, treat, cure, or prevent any specific disease or particular medical condition and is not targeted to any specific or particular population. Rather, the Fall Alert feature is designed only to detect that a user may have fallen and try to send a text message in response to such an event, in support of the user's general health.

Additional information can be found in the operations manual that comes with the hearing aid and the Thrive End User License Agreement, which is available in the Thrive app and must be read and agreed to before using the Thrive app.