

# ITE, HS, ITC, CIC

In-The-Ear, Half-Shell,  
In-The-Canal, Completely-In-Canal

## E Series 3



### Features

#### Feedback Canceller

Virtually eliminates annoying feedback

#### Environmental Adaptation

Continuously scans the environment and adapts appropriately for Quiet and Noise

#### Dynamic Directionality

Automatically adapts to ensure optimal performance in all listening situations

#### Induction Coil Optional

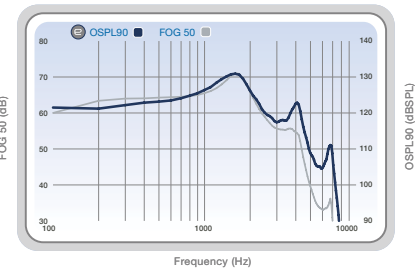
Unique tones for memory, low battery, etc.

#### Tonal Indicators

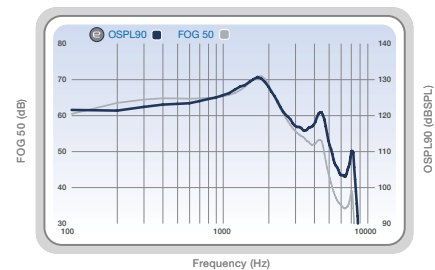
Unique tones for memory, low battery, etc.

#### 1 Memory Standard

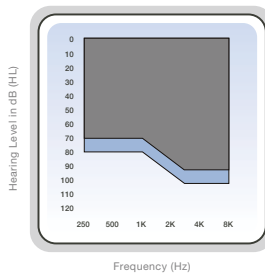
#### 4 Memories Optional



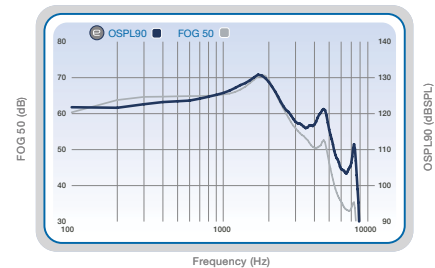
OSPL90 (blue) and Full-On Gain (gray) curves for the E Series 3 ITE at the highest matrix of 131/71.



OSPL90 (blue) and Full-On Gain (gray) curves for the E Series 3 HS/ITC at the highest matrix of 131/71.



E Series 3 ITE (gray) and HS/ITC, CIC (light blue) fitting range.



OSPL90 (blue) and Full-On Gain (gray) curves for the E Series 3 CIC at the highest matrix of 131/71.

# E Series ITE, HS, ITC, CIC ANSI/IEC Data

Measurement	ITE		HS/ITC		CIC	
	ANSI/IEC 2cc Coupler	IEC OES Coupler	ANSI/IEC 2cc Coupler	IEC OES Coupler	ANSI/IEC 2cc Coupler	IEC OES Coupler
Peak OSPL90 (dB SPL)	115-131	124-139	110-131	119-139	110-131	119-139
HFA OSPL90 (dB SPL)	111-126	NA	106-126	NA	106-126	NA
RTF OSPL90 (dB SPL)	NA	118-138	NA	114-138	NA	114-138
Peak Gain (dB)	45-71	54-79	40-71	50-79	35-71	50-79
HFA Full-On Gain (dB)	41-65	NA	36-65	NA	31-65	NA
RTF Full-On Gain (dB)	NA	47-79	NA	43-78	NA	43-78
Frequency Range (Hz)	100 - 7000	NA	100 - 7000	NA	100 - 7000	NA
Reference Test Frequency (kHz)	NA	1.6	NA	1.6	NA	1.6
HFA Frequencies (kHz)	1.0, 1.6, 2.5	NA	1.0, 1.6, 2.5	NA	1.0, 1.6, 2.5	NA
Reference Test Gain (dB)	34-49	40-64	29-49	36-63	29-49	36-63
Harmonic Distortion						
500 Hz (%)	<3	<3	<3	<3	<3	<3
800 Hz (%)	<3	<3	<3	<3	<3	<3
1600 Hz (%)	<3	<3	<3	<3	<3	<3
Equivalent Input Noise (dB SPL)	<28	<28	<28	<28	<28	<28
Attack and Release Time (ANSI/IEC) – Test Mode						
Attack Time (ms)	20	20	20	20	20	20
Release Time 0.1s (ms)	5-150	5-250	5-150	5-250	5-150	5-250
Release Time 2.0s (ms)	5-150	5-250	5-150	5-250	5-150	5-250
Induction Coil Sensitivity						
HFA SPLITS (ANSI) (dB SPL)	94-109	NA	89-109	NA	NA	NA
MASL (IEC) (dB SPL)	NA	77-109	NA	73-108	NA	NA
Battery Current (mA)	1.1-1.7	1.1-1.7	1.1-1.7	1.1-1.7	1.1-1.7	1.1-1.7
Idle Current (mA)	1.0-1.3	1.0-1.3	1.0-1.3	1.0-1.3	1.0-1.3	1.0-1.3
Estimated Battery Life for 16-Hour Day						
13 Zinc Air (days)	13-17	13-17	13-17	13-17	13-17	13-17
312 Zinc Air (days)	7-10	7-10	7-10	7-10	7-10	7-10
10 Zinc Air (days)	NA	NA	5-7	5-7	5-7	5-7

## Measurement Conditions and Recommendations

The data for E Series are obtained and performance is expressed according to ANSI S3.22 (2003), IEC 60118-7 (2005) and IEC 60118-0 (1983) with Amendment 1 (1994-01). The Starkey proprietary Real Time Analyzer as well as the Starkey Automated Design Verification Test System (SADVTS) comprise the basic test equipment. Data may be subject to change with product refinement.

Because of the adaptive signal processing capabilities of E Series hearing instruments, the hearing instrument must be set to test mode to compare the actual performance of the hearing instrument with these specifications. E Series hearing instruments may be set to test mode with Inspire® by reading the hearing aid and selecting the "Hearing Aid Test" screen from the menu on the left side of the Inspire window, then selecting the "Full On Gain" button.

RF IMMUNITY LEVEL: These hearing instruments have a cell phone immunity rating of M4/T4. For your cell phone to be compatible with these hearing instruments, the cell phone needs an immunity rating of M1/T1 or higher. Please consult your cell phone specifications for your cell phone immunity rating.